

# BETTENDORF POLICE DEPARTMENT

1609 STATE STREET  
BETTENDORF, IA 52722



## Speed Enforcement Evaluator

**Location:**  
**VALLEY DRIVE 6100 BLOCK**

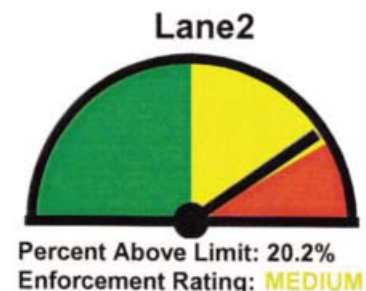
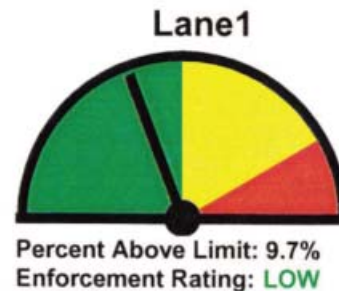
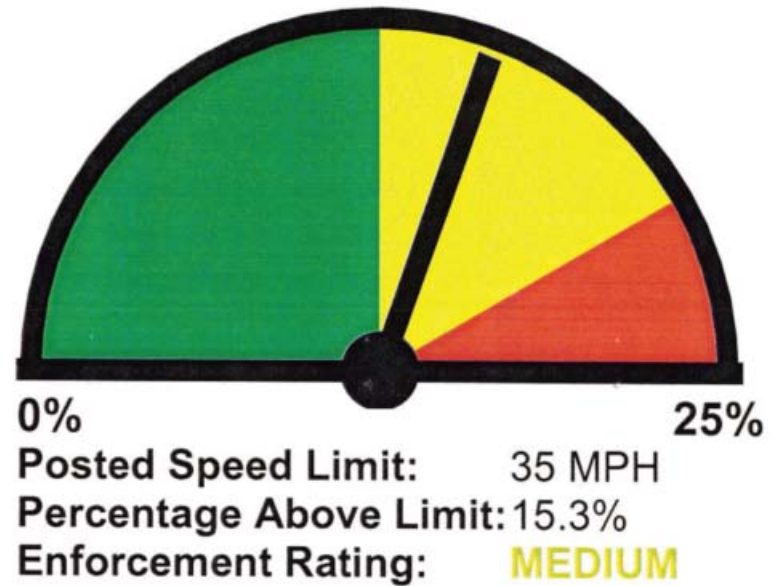
Total Percentage of  
Enforceable Violations

**Closest Cross Street:**  
MOENCKS ROAD

**Analysis Dates:**  
Monday, July 03, 2017  
Thursday, July 13, 2017


**Equipment Used:**  
BETTENDORF POLICE  
DEPARTMENT

**Installed By:**  
TRAFFIC DIVISION



### Volume Sorted By Speed for 03-Jul-17 to 13-Jul-17

Direction: Combined



**BETTENDORF POLICE DEPARTMENT**  
**1609 STATE STREET**  
**BETTENDORF, IA 52722**  
**563-344-4015**



Site Code: 0000007  
 VALLEY DRIVE 610 PIEDMONT  
 MOENCKS ROAD  
 Latitude: 0' 0.0000 South

COMBINED

Report for 7/3/2017 8:52:14 AM to 7/13/2017 9:52:36 AM

**SPEED STATISTICS - 15 to 70+ by 5 MPH**

Speed in MPH	1 - 15	16 - 20	21 - 25	26 - 30	31 - 35	36 - 40	41 - 45	46 - 50	51 - 55	56 - 60	61 - 65	66 - 70	71 - 75	76 - 999
Count	350	444	321	657	2444	6945	6514	2400	590	135	37	13	3	0
Percent	1.7	2.1	1.5	3.2	11.7	33.3	31.2	11.5	2.8	0.6	0.2	0.1	0.0	0.0
Over Speed	15	20	25	30	35	40	45	50	55	60	65	70	75	999
Count	20503	20059	19738	19081	16637	9692	3178	778	188	53	16	3	0	0
Percent	98.3	96.2	94.7	91.5	79.8	46.5	15.2	3.7	0.9	0.3	0.1	0.0	0.0	0.0
Percentile	5%	10%	15%	45%	50%	55%	85%	90%	95%					
Speed	25	32	34	39	40	41	46	47	49					

Average 39  
 (Mean)

Pace Speed 36-45  
 Number in 13459  
 Pace  
 Percent in 64.5  
 Pace

# BETTENDORF POLICE DEPARTMENT

1609 STATE STREET  
 BETTENDORF, IA 52722  
 563-344-4015



Site Code: 00000007  
 Station ID:  
 VALLEY DRIVE 6100 BLOCK  
 MOENCKS ROAD  
 Latitude: 0' 0.0000 South

Start Time	7/3/2017		7/4/2017		7/5/2017		7/6/2017		7/7/2017		Weekday Average		7/8/2017		7/9/2017	
	EAST	WEST	EAST	WEST	EAST	WEST	EAST	WEST	EAST	WEST	EAST	WEST	EAST	WEST	EAST	WEST
12:00 AM	*	*	9	12	5	5	1	9	8	3	6	7	7	4	9	10
01:00	*	*	7	7	2	2	2	10	1	10	3	7	5	5	9	7
02:00	*	*	4	5	1	1	2	2	3	2	2	2	4	8	6	4
03:00	*	*	1	0	5	1	6	0	4	4	4	1	6	2	2	2
04:00	*	*	4	1	16	3	17	7	19	3	14	4	10	3	0	2
05:00	*	*	7	3	21	19	21	18	21	17	18	14	17	4	3	6
06:00	*	*	19	13	39	41	42	49	43	44	36	37	31	23	13	12
07:00	*	*	20	22	48	65	53	92	62	87	46	66	36	35	15	21
08:00	*	*	28	29	61	91	58	71	54	83	50	68	42	61	32	48
09:00	52	64	38	82	55	59	58	68	61	72	53	69	52	73	38	43
10:00	54	62	30	26	54	63	54	53	64	63	51	53	85	85	57	64
11:00	86	63	74	40	77	70	61	71	74	81	74	65	61	77	57	72
12:00 PM	65	55	55	50	78	72	76	70	79	71	71	64	53	76	65	57
01:00	66	68	56	52	76	79	71	70	77	50	69	64	65	65	72	51
02:00	73	64	39	47	62	77	47	88	55	64	55	68	56	83	56	59
03:00	72	78	40	65	100	98	84	83	80	75	75	80	61	78	34	61
04:00	48	78	56	62	87	113	83	101	78	94	70	90	56	79	49	69
05:00	72	71	39	45	81	87	68	87	89	109	70	80	52	59	56	67
06:00	58	52	43	68	59	54	54	71	69	69	57	63	52	54	41	52
07:00	25	38	38	39	36	35	45	58	40	44	37	43	36	48	37	40
08:00	39	52	23	47	42	30	49	42	45	47	40	44	42	45	27	40
09:00	21	27	22	32	26	22	40	30	35	40	29	30	30	27	30	21
10:00	43	14	44	31	14	20	27	14	26	30	31	22	26	17	15	13
11:00	18	18	16	10	14	7	13	14	12	16	15	13	14	10	6	8
Total	792	804	712	788	1059	1114	1032	1178	1099	1178	976	1054	899	1021	729	829
Day	1596		1500		2173		2210		2277		2030		1920		1558	
AM Peak	11:00	09:00	11:00	09:00	11:00	08:00	11:00	07:00	11:00	07:00	11:00	09:00	10:00	10:00	10:00	11:00
Vol.	86	64	74	82	77	91	61	92	74	87	74	69	85	85	57	72
PM Peak	14:00	15:00	13:00	18:00	15:00	16:00	15:00	16:00	17:00	17:00	15:00	16:00	13:00	14:00	13:00	16:00
Vol.	73	78	56	68	100	113	84	101	89	109	75	90	65	83	72	69

# BETTENDORF POLICE DEPARTMENT

1609 STATE STREET  
 BETTENDORF, IA 52722  
 563-344-4015



Site Code: 00000007  
 Station ID:  
 VALLEY DRIVE 6100 BLOCK  
 MOENCKS ROAD  
 Latitude: 0' 0.0000 South

Start Time	7/10/2017		7/11/2017		7/12/2017		7/13/2017		7/14/2017		Weekday Average		7/15/2017		7/16/2017	
	EAST	WEST	EAST	WEST	EAST	WEST	EAST	WEST	EAST	WEST	EAST	WEST	EAST	WEST	EAST	WEST
12:00 AM	3	3	7	8	4	4	3	5	*	*	4	5	*	*	*	*
01:00	5	0	2	5	4	6	3	10	*	*	4	5	*	*	*	*
02:00	2	3	3	1	4	1	2	1	*	*	3	2	*	*	*	*
03:00	20	23	6	3	7	2	8	3	*	*	10	8	*	*	*	*
04:00	<b>101</b>	<b>182</b>	17	3	18	5	16	4	*	*	38	48	*	*	*	*
05:00	65	60	22	23	28	17	18	17	*	*	33	29	*	*	*	*
06:00	33	83	49	52	46	62	44	51	*	*	43	62	*	*	*	*
07:00	47	103	55	<b>89</b>	58	95	<b>48</b>	<b>87</b>	*	*	52	<b>94</b>	*	*	*	*
08:00	38	65	58	86	<b>70</b>	96	45	83	*	*	53	82	*	*	*	*
09:00	78	65	<b>72</b>	72	56	61	32	37	*	*	60	59	*	*	*	*
10:00	53	63	48	55	54	68	*	*	*	*	52	62	*	*	*	*
11:00	77	63	59	68	55	<b>106</b>	*	*	*	*	<b>64</b>	79	*	*	*	*
12:00 PM	66	75	84	84	57	77	*	*	*	*	69	79	*	*	*	*
01:00	69	72	63	73	61	59	*	*	*	*	64	68	*	*	*	*
02:00	59	76	60	83	45	89	*	*	*	*	55	83	*	*	*	*
03:00	89	85	<b>104</b>	<b>98</b>	71	78	*	*	*	*	88	87	*	*	*	*
04:00	88	<b>132</b>	84	84	96	<b>106</b>	*	*	*	*	89	<b>107</b>	*	*	*	*
05:00	<b>98</b>	106	81	74	<b>118</b>	98	*	*	*	*	<b>99</b>	93	*	*	*	*
06:00	49	73	52	84	54	59	*	*	*	*	52	72	*	*	*	*
07:00	58	35	39	50	37	34	*	*	*	*	45	40	*	*	*	*
08:00	45	30	53	34	37	42	*	*	*	*	45	35	*	*	*	*
09:00	36	20	40	23	27	30	*	*	*	*	34	24	*	*	*	*
10:00	16	14	15	11	19	9	*	*	*	*	17	11	*	*	*	*
11:00	8	11	9	13	9	12	*	*	*	*	9	12	*	*	*	*
Total Day	1203	1442	1082	1176	1035	1216	219	298	0	0	1082	1246	0	0	0	0
AM Peak	04:00	04:00	09:00	07:00	08:00	11:00	07:00	07:00	-	-	11:00	07:00	-	-	-	-
Vol.	101	182	72	89	70	106	48	87	-	-	64	94	-	-	-	-
PM Peak	17:00	16:00	15:00	15:00	17:00	16:00	-	-	-	-	17:00	16:00	-	-	-	-
Vol.	98	132	104	98	118	106	-	-	-	-	99	107	-	-	-	-

Comb. Total	4241	3758	4424	2727	2277	4358	1920	1558
ADT	ADT 2,079	AADT 2,079						

TOTAL TRAFFIC COUNT DURING STUDY 22,935