

BETTENDORF IOWA POLICE DEPARTMENT

TRAFFIC DIVISION
1609 STATE STREET
BETTENDORF, IA 52722



Speed Enforcement Evaluator

Location:
MOENCKS ROAD

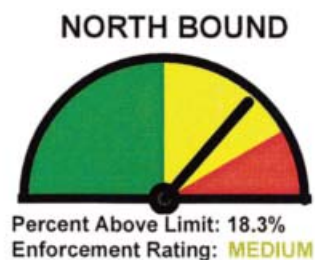
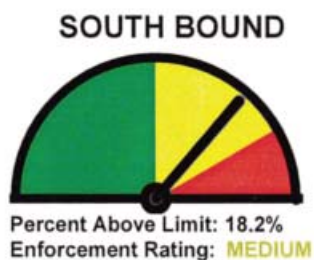
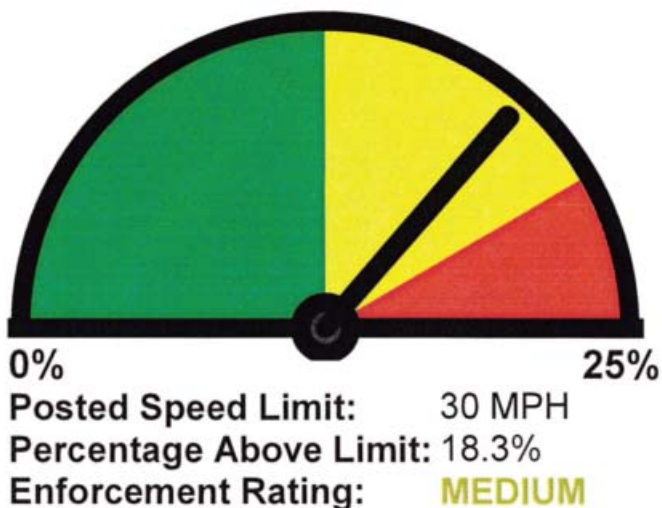
**Total Percentage of
Enforceable Violations**

Closest Cross Street:
APPLETON ROAD

Analysis Dates:
Monday, December 18, 2017
Wednesday, December 27, 2017

Equipment Used:
RADAR RECORD

Requested By:
TRAFFIC COMPLAINT AT SCHOOL
BUS STOPS



BETTENDORF IOWA POLICE DEPARTMENT

TRAFFIC DIVISION
1609 STATE STREET
BETTENDORF, IA 52722



COMBINED

Report for 12/18/2017 2:00:00 PM to 12/28/2017 7:59:59 AM

SPEED STATISTICS - 15 to 70+ by 5 MPH

Speed in MPH	1 - 15	16 - 20	21 - 25	26 - 30	31 - 35	36 - 40	41 - 45	46 - 50	51 - 55	56 - 60	61 - 65	66 - 70	71 - 75	76 - 999
Count	151	202	592	1222	2468	2727	1307	302	53	12	7	4	1	0
Percent	1.7	2.2	6.5	13.5	27.3	30.1	14.4	3.3	0.6	0.1	0.1	0.0	0.0	0.0

Over Speed	15	20	25	30	35	40	45	50	55	60	65	70	75	999
Count	8897	8695	8103	6881	4413	1686	379	77	24	12	5	1	0	0
Percent	98.3	96.1	89.6	76.0	48.8	18.6	4.2	0.9	0.3	0.1	0.1	0.0	0.0	0.0

Percentile	5%	10%	15%	45%	50%	55%	85%	90%	95%
Speed	22	25	28	35	35	36	41	43	45

Average 35
(Mean)

Pace Speed 32-41
Number in 5201
Pace
Percent in 57.5
Pace

BETTENDORF IOWA POLICE DEPARTMENT

TRAFFIC DIVISION
 1609 STATE STREET
 BETTENDORF, IA 52722



Site Code: 020
 MOENCOR ROAD
 APPLETON ROAD
 Latitude: 0° 0.0000 South

COMBINED

Speed	Volume
7	1
8	11
9	14
10	17
11	17
12	21
13	25
14	19
15	26
16	23
17	24
18	38
19	54
20	63
21	86
22	102
23	122
24	139
25	143
26	197
27	201
28	225
29	294
30	305
31	391
32	412
33	504
34	595
35	566
36	597
37	591
38	550
39	531
40	458
41	397
42	323
43	260
44	187
45	140
46	101
47	67
48	48
49	52
50	34
51	22
52	11
53	8
54	9
55	3
56	3
57	2
58	5
59	1
60	1
61	2
62	2
63	1
64	2
65	0
66	0
67	1
68	0
69	1
70	2
71	0
72	0
73	0
74	1

BETTENDORF IOWA POLICE DEPARTMENT

TRAFFIC DIVISION
1609 STATE STREET
BETTENDORF, IA 52722



Site Code: 0000200
Station ID:
MOENCKS ROAD
APPLETON ROAD
Latitude: 0° 0.0000 South

SOUTH BOUND

Date\Speed (MPH)	1-5	6-10	11-15	16-20	21-25	26-30	31-35	36-40	41-45	46-50	51-55	56-60	61-65	>65	Total
12/18/2017	0	1	3	4	10	40	59	72	33	10	2	0	0	1	235
12/19/2017	0	4	5	6	28	74	155	196	94	23	3	0	0	1	589
12/20/2017	0	5	7	5	33	74	168	196	94	19	4	1	1	0	607
12/21/2017	0	0	7	5	34	65	138	182	88	18	6	1	1	0	545
12/22/2017	0	5	9	4	37	65	170	189	81	29	3	0	1	0	593
12/23/2017	0	2	5	5	21	46	101	127	54	12	0	1	0	0	374
12/24/2017	0	5	3	20	56	85	93	40	8	2	0	0	0	0	312
12/25/2017	0	2	3	1	16	35	65	61	26	6	1	0	0	0	216
12/26/2017	0	4	1	9	18	50	87	146	60	10	3	0	0	0	388
12/27/2017	0	5	0	5	21	52	109	126	70	15	1	0	0	1	405
SOUTH BOUND Total	0	33	43	64	274	586	1145	1335	608	144	23	3	3	3	4264

85 percentile = 40

NORTH BOUND

Date\Speed (MPH)	1-5	6-10	11-15	16-20	21-25	26-30	31-35	36-40	41-45	46-50	51-55	56-60	61-65	>65	Total
12/18/2017	0	0	6	6	24	53	107	107	63	14	6	0	2	0	388
12/19/2017	0	2	6	12	28	76	164	209	90	16	5	0	1	0	609
12/20/2017	0	0	8	16	31	75	157	184	99	24	6	0	0	0	600
12/21/2017	0	1	2	14	39	84	181	173	74	24	3	4	0	1	600
12/22/2017	0	2	7	20	48	76	178	169	88	16	0	2	0	0	606
12/23/2017	0	0	7	11	24	52	115	121	54	11	4	0	1	0	400
12/24/2017	0	0	9	28	56	75	102	69	22	3	0	0	0	0	364
12/25/2017	0	0	2	8	18	28	72	62	37	6	2	0	0	0	235
12/26/2017	0	1	10	11	28	46	109	124	65	17	4	1	0	1	417
12/27/2017	0	3	10	11	21	62	110	138	89	25	3	1	0	0	473
NORTH BOUND Total	0	9	67	137	317	627	1295	1356	681	156	33	8	4	2	4692

85 percentile = 40

Combined

Date\Speed (MPH)	1-5	6-10	11-15	16-20	21-25	26-30	31-35	36-40	41-45	46-50	51-55	56-60	61-65	>65	Total
12/18/2017	0	1	9	10	34	93	166	179	96	24	8	0	2	1	623
12/19/2017	0	6	11	18	56	150	319	405	184	39	8	0	1	1	1198
12/20/2017	0	5	15	21	64	149	325	380	193	43	10	1	1	0	1207
12/21/2017	0	1	9	19	73	149	319	355	162	42	9	5	1	1	1145
12/22/2017	0	7	16	24	85	141	348	358	169	45	3	2	1	0	1199
12/23/2017	0	2	12	16	45	98	216	248	108	23	4	1	1	0	774
12/24/2017	0	5	12	48	112	160	195	109	30	5	0	0	0	0	676
12/25/2017	0	2	5	9	34	63	137	123	63	12	3	0	0	0	451
12/26/2017	0	5	11	20	46	96	196	270	125	27	7	1	0	1	805
12/27/2017	0	8	10	16	42	114	219	264	159	40	4	1	0	1	878
Combined Total	0	42	110	201	591	1213	2440	2691	1289	300	56	11	7	5	8956

85 percentile = 40